

A snap shot of company officer and director insider public-market activity for the past year, recent marker data plus a list of all insider transactions and holdings.



Price and volume charts represent common share or trust unit transactions by company officers and directors reported in SEDI. Information on the charts may not include transactions by insiders of subsidiaries, 10% security holders or other insiders, or trades in other securities such as options or convertible debt.

One Year Public Market Bias

INK Edge Outlook

Company Insiders	Buying	Selling
CEO	\$1,884,678 ●	None ○
CFO	\$47,970 ▲	None △
Officer	None ◆	None ◇
Director	\$7,049 ■	None □
Total	\$1,939,697	\$0
Net Buying	\$1,939,697	

Sunny ☀️

CEO and CFO titles of insiders are provided on a reasonable efforts basis, as are the elimination of duplicate filings across multiple accounts in net buying or selling totals. All data presented should be treated as estimates as it is based on insider filings subject to input errors. This report does not constitute a buy or sell recommendation for the security.

Report Tutorial Video: http://www.inkresearch.com/pdf_tutorial/company.html
English»
国語»
粵語»

About INK Research

Through our PDF reports, as well as our alerts, interactive charting and analytical services delivered via www.inkresearch.com, INK provides insider news and knowledge to investors.

For sales and trial subscription information please contact inquiries@inkresearch.com or call us at 604-669-4465 #333.

Latest Filings Over the Past 12 Months - Maximum 600

● / ○ CEO
 ▲ / △ CFO
 ◆ / ◇ OTHER OFFICER
 ■ / □ DIRECTOR
 | / | ISSUER
 + / + 10% HOLDER
 - / = SUBSIDIARY
 EXECUTIVE
 ✳ / ✳ DEEMED INSIDER

I Information that has been adjusted or estimated by INK
 A - Amended filing

Transaction Date	Insider Name	Ownership Type	Nature of Transaction	Security	Price (\$)	Shares/Units	Account Change*	Account Balance
Jun 21/24	● Doman, Amar	Indirect Ownership	Public market buy	Common Shares	6.92	13,500	0.1%	16,723,320
May 31/24	● Doman, Amar	Indirect Ownership	Public market buy	Common Shares	7.07	60,000	0.4%	16,709,820
May 30/24	● Doman, Amar	Direct Ownership	Public market buy	Common Shares	7.13	73,500	41.0%	252,835
May 17/24	● Doman, Amar	Direct Ownership	Public market buy	Common Shares	7.23	10,000	5.9%	179,335
May 14/24	● Doman, Amar	Direct Ownership	Public market buy	Common Shares	7.24	60,000	54.9%	169,335
May 13/24	▲ Code, James Salter	Control or Direction	Public market buy	Common Shares	7.38	6,500	5.9%	117,543
May 10/24	■ Baskerville, Ian	Direct Ownership	Rights exercise	Common Shares	0.00	1,040	3.3%	33,006
May 10/24	□ Baskerville, Ian	Direct Ownership	Rights exercise	Restricted Equity Common Share Units	0.00	-1,040	-100.0%	0
May 10/24	■ Baskerville, Ian	Direct Ownership	Rights granted	Restricted Equity Common Share Units	0.00	1,040	> 100%	1,040
May 10/24	■ Dushnisky, Kelvin Paul Micha...	Direct Ownership	Rights exercise	Common Shares	0.00	9,467	10.7%	98,143
May 10/24	□ Dushnisky, Kelvin Paul Micha...	Direct Ownership	Rights exercise	Restricted Equity Common Share Units	0.00	-9,467	-100.0%	0
May 10/24	■ Dushnisky, Kelvin Paul Micha...	Direct Ownership	Rights granted	Restricted Equity Common Share Units	0.00	9,467	> 100%	9,467
May 10/24	■ Fleiser, Sam	Direct Ownership	Rights exercise	Common Shares	0.00	1,040	3.3%	32,323
May 10/24	□ Fleiser, Sam	Direct Ownership	Rights exercise	Restricted Equity Common Share Units	0.00	-1,040	-100.0%	0
May 10/24	■ Fleiser, Sam	Direct Ownership	Rights granted	Restricted Equity Common Share Units	0.00	1,040	> 100%	1,040
May 10/24	■ Harrison, Michelle Marie	Direct Ownership	Rights exercise	Common Shares	0.00	1,040	3.4%	31,200
May 10/24	□ Harrison, Michelle Marie	Direct Ownership	Rights exercise	Restricted Equity Common Share Units	0.00	-1,040	-100.0%	0
May 10/24	■ Harrison, Michelle Marie	Direct Ownership	Rights granted	Restricted Equity Common Share Units	0.00	1,040	> 100%	1,040
May 10/24	■ Meisenbach Graul, Marie	Direct Ownership	Rights exercise	Common Shares	0.00	4,786	> 100%	8,765
May 10/24	□ Meisenbach Graul, Marie	Direct Ownership	Rights exercise	Restricted Equity Common Share Units	0.00	-4,786	-100.0%	0
May 10/24	■ Meisenbach Graul, Marie	Direct Ownership	Rights granted	Restricted Equity Common Share Units	0.00	4,786	> 100%	4,786
May 10/24	+ Rosenfeld, Harry	Direct Ownership	Rights exercise	Common Shares	0.00	1,040	0.6%	168,103
May 10/24	+ Rosenfeld, Harry	Direct Ownership	Rights exercise	Restricted Equity Common Share Units	0.00	-1,040	-100.0%	0
May 10/24	+ Rosenfeld, Harry	Direct Ownership	Rights granted	Restricted Equity Common Share Units	0.00	1,040	> 100%	1,040
May 10/24	■ Thoma, Siegfried Josef	Direct Ownership	Rights exercise	Common Shares	0.00	1,040	2.5%	42,065
May 10/24	□ Thoma, Siegfried Josef	Direct Ownership	Rights exercise	Restricted Equity Common Share Units	0.00	-1,040	-100.0%	0
May 10/24	■ Thoma, Siegfried Josef	Direct Ownership	Rights granted	Restricted Equity Common Share Units	0.00	1,040	> 100%	1,040

Transaction Date	Insider Name	Ownership Type	Nature of Transaction	Security	Price (\$)	Shares/Units	Account Change*	Account Balance
Dec 18/23	■ Dushnisky, Kelvin Paul Micha...	Direct Ownership	Rights exercise	Common Shares	0.00	4,365	5.2%	88,676
Dec 18/23	□ Dushnisky, Kelvin Paul Micha...	Direct Ownership	Rights exercise	Restricted Equity Common Share Units	0.00	-4,365	-100.0%	0
Dec 18/23	■ Dushnisky, Kelvin Paul Micha...	Direct Ownership	Rights granted	Restricted Equity Common Share Units	0.00	4,365	> 100%	4,365
Dec 18/23	■ Harrison, Michelle Marie	Direct Ownership	Rights exercise	Common Shares	0.00	7,959	35.8%	30,160
Dec 18/23	□ Harrison, Michelle Marie	Direct Ownership	Rights exercise	Restricted Equity Common Share Units	0.00	-7,959	-100.0%	0
Dec 18/23	■ Harrison, Michelle Marie	Direct Ownership	Rights granted	Restricted Equity Common Share Units	0.00	7,959	> 100%	7,959
Dec 18/23	■ Meisenbach Graul, Marie	Direct Ownership	Rights exercise	Common Shares	0.00	3,979	> 100%	3,979
Dec 18/23	□ Meisenbach Graul, Marie	Direct Ownership	Rights exercise	Restricted Equity Common Share Units	0.00	-3,979	-100.0%	0
Dec 18/23	■ Meisenbach Graul, Marie	Direct Ownership	Rights granted	Restricted Equity Common Share Units	0.00	3,979	> 100%	3,979
Nov 28/23	● Doman, Amar	Direct Ownership	Public market buy	Common Shares	6.70	200	0.2%	109,335
Nov 27/23	● Doman, Amar	Direct Ownership	Public market buy	Common Shares	6.65	600	0.6%	109,135
Nov 22/23	● Doman, Amar	Direct Ownership	Public market buy	Common Shares	6.48	31,100	40.2%	108,535
Nov 21/23	● Doman, Amar	Direct Ownership	Public market buy	Common Shares	6.49	19,900	34.6%	77,435
Nov 6/23	■ Thoma, Siegfried Josef	Control or Direction	Public market buy	Common Shares	USD 4.91	550	8.5%	7,010
Nov 6/23	■ Thoma, Siegfried Josef	Direct Ownership	Public market buy	Common Shares	USD 4.84 - 4.87	505	1.2%	41,025

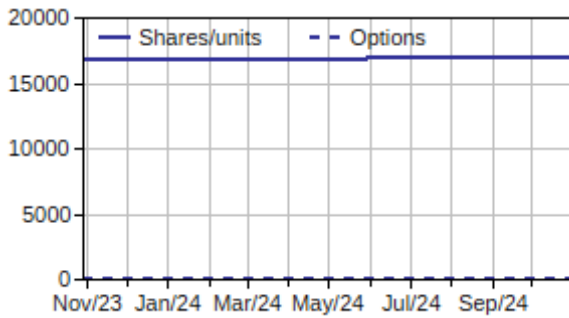
All data based on insider regulatory filings which are subject to input errors.

* Indicates percentage change of shares or units for the account in which the security is held. Many insiders have more than one account and the balance for each is calculated separately. See Holdings Summary for balances across all ownership types as reported in SEDI.

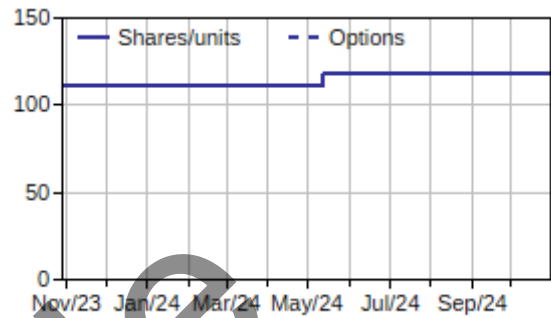
Holdings Summary

Data is based on SEDI filings. Identified former insiders who ceased to be an insider more than a year ago are not shown. Roster may include unidentified former insiders. Charts include identified former insider holdings up to the date they ceased to be an insider. Insiders and their holdings are only included under one insider category. See last page for regulatory insider filing relationship definitions.

CEO's Holdings (000's)



CFO's Holdings (000's)



Doman, Amar

Relationship as filed with regulators: 4
 Latest filing date: June 24, 2024

Direct Ownership	No. of Shares Held
Common Shares	252,835
Options	0
Restricted Equity Shares	0
Indirect Ownership	No. of Shares Held
Common Shares	16,723,320
Subscription Receipts	0

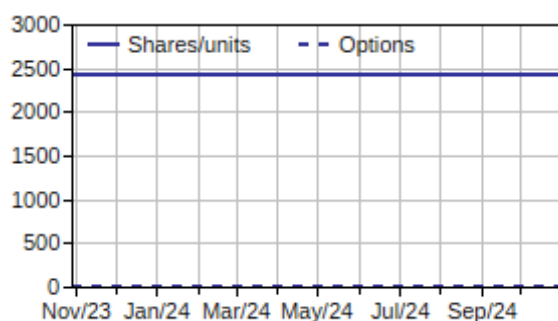
Code, James Salter

Relationship as filed with regulators: 5
 Latest filing date: May 14, 2024

Direct Ownership	No. of Shares Held
Common Shares	0
Convertible Debentures (5.85% Convertible U	0
Control or Direction	No. of Shares Held
Common Shares	117,543
Subscription Receipts	0

Data is based on SEDI filings.. Identified former insiders who ceased to be an insider more than a year ago are not shown. Roster may include unidentified former insiders. Charts include identified former insider holdings up to the date they ceased to be an insider. Insiders and their holdings are only included under one insider category. See last page for regulatory insider filing relationship definitions.

Other Officers' Holdings (000's)



Direct Ownership	No. of Shares Held
Common Shares	185,000
Convertible Debentures (5.85% Convertible U	0
Options	0
Subscription Receipts	0

Doman, Didar (Ted) Singh

Relationship as filed with regulators: 5
 Latest filing date: December 11, 2018

Direct Ownership	No. of Shares Held
Common Shares	1,000,100
Options	0
Subscription Receipts	0
Indirect Ownership	No. of Shares Held
Common Shares	1,019,950
Subscription Receipts	0

Doman, Rupinder (Rob) Singh

Relationship as filed with regulators: 5
 Latest filing date: January 29, 2021

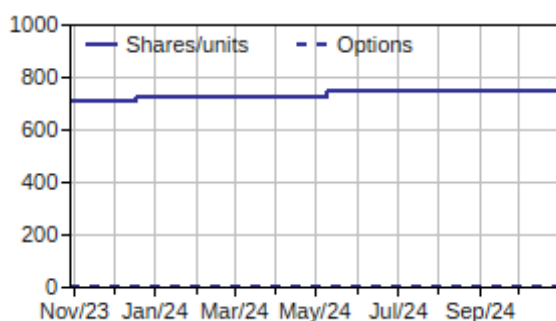
Direct Ownership	No. of Shares Held
Common Shares	93,902
Options	0
Restricted Equity Common Share Units	0
Restricted Equity Shares	0
Subscription Receipts	0
Indirect Ownership	No. of Shares Held
Common Shares	120,861

Marshall, Stephen William

Relationship as filed with regulators: 4, 5
 Latest filing date: May 11, 2021

Data is based on SEDI filings.. Identified former insiders who ceased to be an insider more than a year ago are not shown. Roster may include unidentified former insiders. Charts include identified former insider holdings up to the date they ceased to be an insider. Insiders and their holdings are only included under one insider category. See last page for regulatory insider filing relationship definitions.

Directors' Holdings (000's)



Baskerville, Ian

Relationship as filed with regulators: 4
 Latest filing date: May 14, 2024

Direct Ownership	No. of Shares Held
Common Shares	33,006
Options	0
Restricted Equity Common Share Units	0
Restricted Equity Shares	0
Subscription Receipts	0
Indirect Ownership	No. of Shares Held
Common Shares	64,815
Control or Direction	No. of Shares Held
Common Shares	15,785

Donaldson, Thomas Gerard

Relationship as filed with regulators: 4
 Latest filing date: October 2, 2017

Direct Ownership	No. of Shares Held
Common Shares	95,022
Options	0
Restricted Equity Common Share Units	0
Subscription Receipts	0

Dushnisky, Kelvin Paul Michael

Relationship as filed with regulators: 4
 Latest filing date: May 13, 2024

Direct Ownership	No. of Shares Held
Common Shares	98,143
Options	0
Restricted Equity Common Share Units	0
Restricted Equity Shares	0

Fleiser, Sam

Relationship as filed with regulators: 4
 Latest filing date: May 11, 2024

Direct Ownership	No. of Shares Held
Common Shares	32,323
Convertible Debentures (5.85% Convertible U	0
Restricted Equity Common Share Units	0
Subscription Receipts	0
Indirect Ownership	No. of Shares Held
Common Shares	52,325
Convertible Debentures (5.85% Convertible U	0
Notes 6.375% Senior Unsecured Notes	211,000
Subscription Receipts	0

Harrison, Michelle Marie

Relationship as filed with regulators: 4
 Latest filing date: May 13, 2024

Direct Ownership	No. of Shares Held
Common Shares	31,200
Restricted Equity Common Share Units	0

Meisenbach Graul, Marie

Relationship as filed with regulators: 4
 Latest filing date: May 14, 2024

Direct Ownership	No. of Shares Held
Common Shares	8,765
Restricted Equity Common Share Units	0

Melone, Martin

Relationship as filed with regulators: 4
 Latest filing date: December 24, 2015

Direct Ownership	No. of Shares Held
Common Shares	15,196
Restricted Equity Common Share Units	0

Control or Direction	No. of Shares Held
Common Shares	16,987

Seguin, Marc

Relationship as filed with regulators: 4
 Latest filing date: June 30, 2022

Direct Ownership	No. of Shares Held
Common Shares	231,300
Convertible Debentures (5.85% Convertible U	0
Subscription Receipts	0

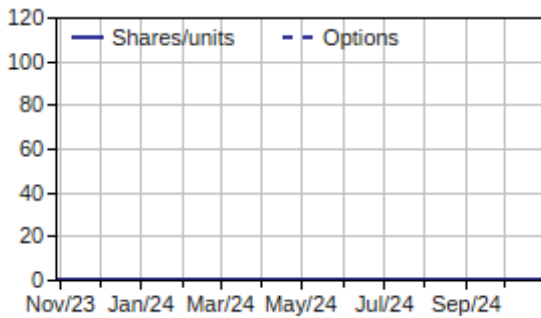
Thoma, Siegfried Josef

Relationship as filed with regulators: 4
 Latest filing date: May 14, 2024

Direct Ownership	No. of Shares Held
Common Shares	42,065
Options	0
Restricted Equity Common Share Units	0
Restricted Equity Shares	0
Subscription Receipts	0
Control or Direction	No. of Shares Held
Common Shares	7,715

Data is based on SEDI filings.. Identified former insiders who ceased to be an insider more than a year ago are not shown. Roster may include unidentified former insiders. Charts include identified former insider holdings up to the date they ceased to be an insider. Insiders and their holdings are only included under one insider category. See last page for regulatory insider filing relationship definitions.

Issuer Holdings (000's)



CanWel Building Materials Group Ltd.

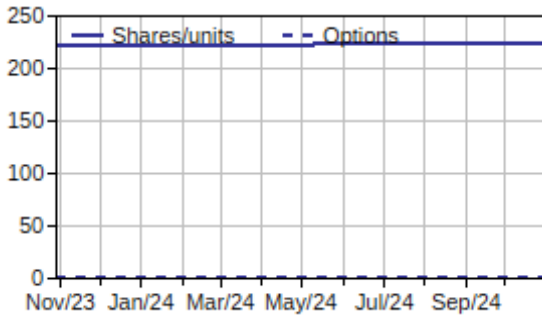
Relationship as filed with regulators: 1
 Latest filing date: January 10, 2019

Direct Ownership	No. of Shares Held
Common Shares	0
Convertible Debentures (5.85% Convertible U	509,000

Sample

Data is based on SEDI filings.. Identified former insiders who ceased to be an insider more than a year ago are not shown. Roster may include unidentified former insiders. Charts include identified former insider holdings up to the date they ceased to be an insider. Insiders and their holdings are only included under one insider category. See last page for regulatory insider filing relationship definitions.

10% Holder Holdings (000's)



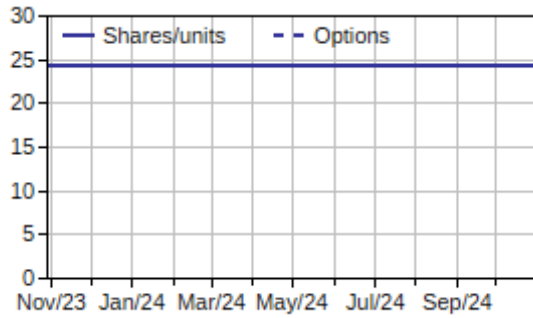
Rosenfeld, Harry

Relationship as filed with regulators: 6
 Latest filing date: May 11, 2024

Direct Ownership	No. of Shares Held
Common Shares	168,103
Options	0
Restricted Equity Common Share Units	0
Subscription Receipts	0
Control or Direction	No. of Shares Held
Common Shares	54,555
Subscription Receipts	0

Data is based on SEDI filings.. Identified former insiders who ceased to be an insider more than a year ago are not shown. Roster may include unidentified former insiders. Charts include identified former insider holdings up to the date they ceased to be an insider. Insiders and their holdings are only included under one insider category. See last page for regulatory insider filing relationship definitions.

Subsidiary Executives's Holdings (000's)



Lewis, Thomas

Relationship as filed with regulators: 7
 Latest filing date: May 16, 2016

Direct Ownership	No. of Shares Held
Common Shares	675

Lokash, Brent

Relationship as filed with regulators: 7
 Latest filing date: May 16, 2016

Direct Ownership	No. of Shares Held
Common Shares	23,555

Sample

INK Edge V.I.P. Overview

This section offers a summary of the stock's potential and performance based on our V.I.P. criteria:

1. **Valuations:** how a stock compares to other stocks based on traditional valuation measures including P/E, Price-to-book, price-to-sales and dividend yield.
2. **Insider commitment:** officer and director buying activity, including number of active insiders buying and executive holdings.
3. **Price momentum:** a stock's relative strength over multiple time frames.

Valuations Summary

	DBM	Competitors	Sector	Large Cap	Market Avg.
Price to Book - most recent quarter	1.2	1.2	1.8	2.2	1.9
P/E including extraordinary items - TTM	9.7	12.1	20.4	19.5	18.7
Price to Sales - TTM	0.3	0.3	2.0	3.2	3.1
Price to Cash Flow per share - most recent quarter	5.1	5.6	10.1	11.5	10.7
Enterprise Value to EBITDA	7.0	7.3	10.3	13.3	13.0
Dividend Yield - indicated annual	6.7%	4.0%	3.9%	4.2%	4.4%
Buyback Yield - estimated TTM	-0.3%	-6.1%	-8.2%	-5.5%	-8.9%

TTM: Trailing Twelve Months

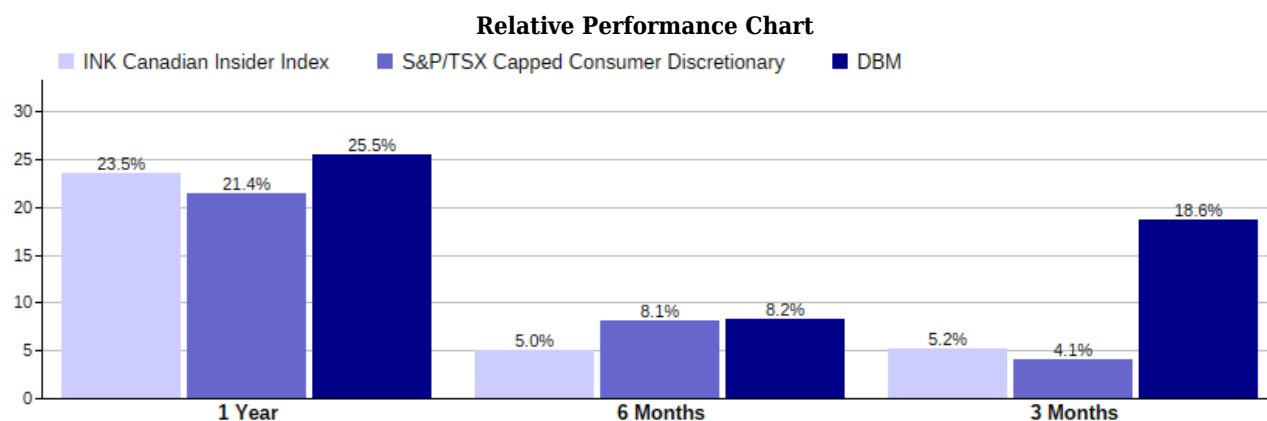
Insider Commitment Summary

Direct and Indirect Equity (Non-derivative) Holdings as % of Shares Outstanding

	October 29, 2024		1 Year Ago		Change	
	Shares Held	% S.O.	Shares Held	% S.O.	Shares Held	% S.O.
Officers & Directors	20,100,128	23.03	19,787,007	22.74	313,121	0.29
All Insiders	20,292,461	23.25	19,978,300	22.96	314,161	0.29

*Includes beneficial holdings of officers, directors and other insiders such as 10% holders.

Price Momentum Summary















INK Edge Outlook

INK Edge Outlook combines the conditions in the 3 VIP categories to assign an overall ranking to a stock. The object is to identify which group of stocks have greatest opportunity or risk over the next year on a portfolio basis.

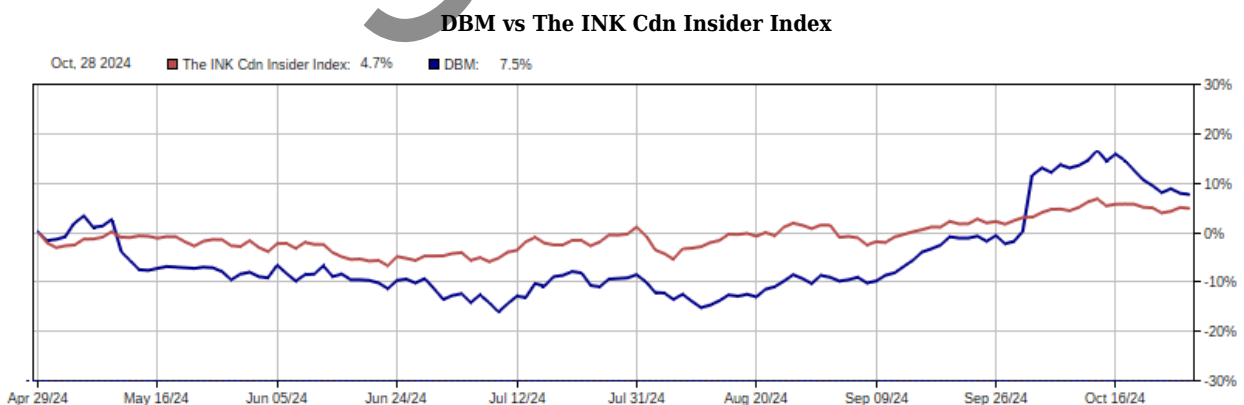
Stocks are assigned one of 5 rankings. From the most attractive group to least attractive group. INK Edge Outlook overall conditions are:

Sunny (top 10%) | Mostly Sunny (next 20%) | Mixed (middle 40%) | Cloudy (next 70-90%) | Rainy (bottom 10%)

INK Edge Outlook			
CONDITIONS	Latest	6 months ago	1 year ago
Overall	 Sunny	 Sunny	 Sunny
Value	 Sunny	 Sunny	 Mostly Sunny
Insiders	 Sunny	 Sunny	 Sunny
Price Direction	 Mixed	 Mixed	 Mostly Sunny

Relative Performance to the INK Canadian Insider Index

The INK Canadian Insider Index includes 50 top ranked INK Edge TSX-listed stocks. The chart below shows how the stock has performed against the Index over the past year.



Regulatory (SEDI) Filing Relationship Definitions

- | | |
|-----------------------------------|---|
| 1 - Issuer | 5 - Senior Officer of Issuer |
| 2 - Subsidiary of Issuer | 6 - Director or Senior officer of 10% Security Holder |
| 3 - 10% Security Holder of Issuer | 7 - Director or Senior Officer of Insider or Subsidiary of Issuer (other than in 4,5,6) |
| 4 - Director of Issuer | 8 - Deemed Insider - 6 Months before becoming Insider |

Sample

Disclaimer: User agrees to only use information contained in this report for the purposes as set out in section 6.2 of COMPANION POLICY 55-102CP TO NATIONAL INSTRUMENT 55-102 of the Canadian Securities Administrators and to comply with all privacy laws. INK provides general information. INK is not an investment advisory service, a financial planner, an investment advisor nor a securities advisor. INK does not purport to tell people, or suggest to people, what they should buy or sell for themselves. Opinions and recommendations contained herein should not be construed as investment advice. Do not assume that any recommendations, insights, charts, theories, or philosophies will ensure profitable investment. Users should always consult with and obtain advice from their professional licensed financial advisor, including their tax advisor, to determine the suitability of any investment. INK recommends that anyone making an investment or trading securities do so with caution. Users should perform full due diligence and investigate any security fully before making an investment or before the execution of a security trade based upon information learned through INK. Investors should obtain annual reports and other company information to complete their own due diligence in any investment. Neither INK nor anyone affiliated with INK is responsible for any investment decision made. INK has made all reasonable efforts to ensure that all information provided is accurate at the time of inclusion; however, there may be inadvertent and occasional errors. INK makes no guarantee of accuracy or completeness. Insider transaction filings are from SEDI®; SEDI® is a registered trade-mark owned by the Alberta Securities Commission. All information and opinion expressed herein is subject to change without notice. INK employees may have an ownership or investment interest in any stock mentioned in this report. Copyright © INK Research Corp. All rights reserved.